






Below are a whole host of VE Day related activities for J3-J6 which you can pick and choose from on VE Day. Have fun and find out more about why we commemorate such an important day in British history.

<p><b>To Get Things Started...</b> Have you got up and dressed in red white and blue, the colours of the Union Jack today? <b>VE Day Assembly</b> Start your day by watching a VE Day assembly to find out more about why we commemorate this special day. (LTS website/Junior page/Home School/Videos) In the video file you will also see a link to video where you can hear Mrs Bullen reading <b>'Where the Poppies Now Grow'</b></p>	<p><b>Stay at Home Street Party</b> Plan an afternoon picnic in the garden (maybe bake some WW2 goodies using recipes from the Home School area of the School website). Create your own red, white and blue bunting and decorations for your table. At 3.00pm join in 'The Nation's Toast to the Heroes of World War 2'. Raise a glass of your favourite drink and say, <b>'To those who gave so much, we thank you.'</b> Please send photos of your street party to <a href="mailto:sbullen@lts.org.uk">sbullen@lts.org.uk</a></p>	<p><b>Understanding World War 2 and VE Day</b> On the 8<sup>th</sup> May 1945, Britain celebrated VE Day – the end of war in Europe. To understand why VE Day was so important, you need to understand a little more about World War 2. Visit these sites to learn more.  <a href="#">World War 2</a> <a href="#">The History of World War 2</a> <a href="#">The London Blitz</a> <a href="#">Children of World War 2</a></p>
<p><b>Cracking the Codes with Bletchley Park</b> <i>Bletchley Park, was once the top-secret home of the World War 2 Codebreakers who decrypted German codes and uncovered secret messages</i> Do you have perseverance, critical thinking, patience and logic? Have a go at the Bletchley Park code-breaking activities in the Home School area of the Junior part of the school website. Master that Morse Code and take on the Matchstick Challenge!</p>	<p><b>Make Do and Mend</b> In World War 2 there was a desperate shortage of materials to make clothes from. People were urged to 'make do and mend.' Do you have any old clothes or accessories that, with your parents permission, you could 'upcycle' using your creative talents into a new item of clothing or something completely different to give it a new lease of life?</p> 	<p><b>VE Day Music</b> Watch and listen to the <a href="#">Horrible Histories VE Day song</a> Click to listen to some more traditional war time songs as well as the links below. Maybe you could play some of these tracks at your 'Stay at Home' street party. <a href="#">We'll Meet Again</a> <a href="#">Run Rabbit Run</a> <a href="#">Boogie Woogie Bugle Boy</a> <a href="#">Hang Out the Washing on the Siegfried Line</a> <a href="#">Roll Out the Barrel</a></p> 
<p><b>Purple Mash</b> Below are some activities you may like to try which you can find if you log in to Purple Mash. Search for: <b>VE Day newspaper report</b> <b>Rationing Research</b> <b>Evacuation Letter</b></p>	<p><b>Art and Craft Activities</b> Details for these activities can be found in the Home School area of the School website in the VE Day folder:  VE Day medals made from salt dough Make your own model Spitfire Make a handprint poppy or watch <a href="#">How to Paint a Poppy</a></p>	<p><b>Allies and Axis</b> Use an atlas to find each of the countries listed on the map (in the VE Day folder on the Junior section of the School website). Colour in the countries of the Allies in one colour, countries of the Axis in another and neutral countries in a third colour. If you can, in very small, neat writing, label each country.</p> 